


Cladding

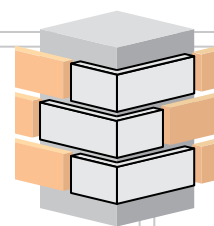


ROMAX TILES

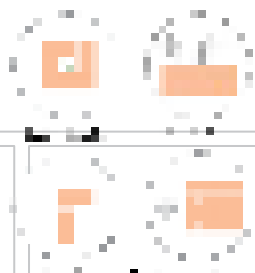


C1

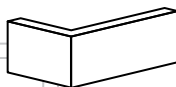
SPLIT LONDON  
STOCK CB




Corner Reference



Cost Effective



Corner  
available at  
request



Size: L 220 X H 64 X T 20 mm

Manufactured by the world renowned extrusion technology in our state of the art plant with the best technology and knowhow from Europe. This product is the classic example of excellence in Industrial automation, robotics leading to a world class product, produced under PLC controlled environments.

*This is not an imitation tile which tries to imitate the brick look, this is an absolute brick in the form factor of a tile crafted to perfection by the most sophisticated technologies and the skill of human hand.*

- **Subtle appeal**
- **Sharp crispy character**
- **Smooth finish**
- **Nice Variation**
- **Timeless look**



**\*Specifications:**

Weight: 0.7 Kg

Water absorption: < 12%

Coverage per sq.ft. (10mm joint):

1 sq.ft Wall - 5.5 pcs.

1 m<sup>2</sup> - 59 pcs.

\*Specifications are indicative, buyers are requested to undertake tests in accredited laboratories to verify suitability of bricks for particular application.

\*\*Individual bricks may vary dimensionally this is a natural characteristic of fired clay products and is catered for in relevant Indian Standard.

\*\*\*Dimensions are subject to change without prior notice, before ordering/designing buyers are encouraged to inquire about prevailing sizes and quantities available.